

Date	All Seats Sold				Excluding Comps		Gross			Sold at Gross Value				Concessions / Discounted				Comps		Reserves			Total Available	
	Capacity	Capacity Lock	# Sold	% of Capacity	# Sold	% of Capacity	Financial Capacity	Yield	Yield as % of FCap	# Sold	% of Capacity	£ Sold	£ as % of FCap	# Sold	% of Capacity	£ Sold	£ as % of FCap	# Sold	% of Capacity	# Reserved	% of Capacity	Locked		Sold & Reserved
02/11/2017 13:00	20	0	20	100%	0	0%	£0.00	£0.00	#Error	0	0%	£0.00	#Error	0	0%	£0.00	#Error	20	100%	0	0%	0	20	0
	20	0	20	100%	0	0%	£0.00	£0.00	#Error	0	0%	£0.00	#Error	0	0%	£0.00	#Error	20	100%	0	0%	0	20	0

Summary Excluding Reserves	
Sold:	20
As % of Capacity	100%
Yield:	£0.00
As Percentage:	#Error
Avg. Yield Per Ticket:	£0.00

Summary Including Reserves	
Sold or Reserved:	20
As Percentage:	100%
Yield:	£0.00
As Percentage:	#Error
Avg. Yield Per Ticket:	£0.00

Summary of Discounted Tickets	
Gross price tickets discounted	0
Value of gross price discounts	£0.00
Conc tickets discounted	0
Value of conc discounts	£0.00
Number of price overrides	0

Totals	Gross	Tax	Net
	Total Excluding Reserves	£0.00	£0.00
Total Including Reserves	£0.00	£0.00	£0.00

Date	All Seats Sold				Excluding Comps		Gross			Sold at Gross Value				Concessions / Discounted				Comps		Reserves		Locked	Sold & Reserved	Total Available
	Capacity	Capacity Lock	# Sold	% of Capacity	# Sold	% of Capacity	Financial Capacity	Yield	Yield as % of FCap	# Sold	% of Capacity	£ Sold	£ as % of FCap	# Sold	% of Capacity	£ Sold	£ as % of FCap	# Sold	% of Capacity	# Reserved	% of Capacity			
01/11/2017 13:00	20	0	20	100%	0	0%	£0.00	£0.00	#Error	0	0%	£0.00	#Error	0	0%	£0.00	#Error	20	100%	0	0%	0	20	0
	20	0	20	100%	0	0%	£0.00	£0.00	#Error	0	0%	£0.00	#Error	0	0%	£0.00	#Error	20	100%	0	0%	0	20	0

Summary Excluding Reserves	
Sold:	20
As % of Capacity	100%
Yield:	£0.00
As Percentage:	#Error
Avg. Yield Per Ticket:	£0.00

Summary Including Reserves	
Sold or Reserved:	20
As Percentage:	100%
Yield:	£0.00
As Percentage:	#Error
Avg. Yield Per Ticket:	£0.00

Summary of Discounted Tickets	
Gross price tickets discounted	0
Value of gross price discounts	£0.00
Conc tickets discounted	0
Value of conc discounts	£0.00
Number of price overrides	0

Totals	Gross	Tax	Net
	Total Excluding Reserves	£0.00	£0.00
Total Including Reserves	£0.00	£0.00	£0.00

Event Sales Report
Between Competition & Care

Prepared: 11/12/2017 03:29:25

Gross Sales = £0.00

No. of Instances: 1

Date	All Seats Sold				Excluding Comps		Gross			Sold at Gross Value				Concessions / Discounted				Comps		Reserves			Total Available	
	Capacity	Capacity Lock	# Sold	% of Capacity	# Sold	% of Capacity	Financial Capacity	Yield	Yield as % of FCap	# Sold	% of Capacity	£ Sold	£ as % of FCap	# Sold	% of Capacity	£ Sold	£ as % of FCap	# Sold	% of Capacity	# Reserved	% of Capacity	Locked		Sold & Reserved
16/11/2017 18:30	200	0	148	74%	0	0%	£0.00	£0.00	#Error	0	0%	£0.00	#Error	0	0%	£0.00	#Error	148	74%	0	0%	0	148	52
	200	0	148	74%	0	0%	£0.00	£0.00	#Error	0	0%	£0.00	#Error	0	0%	£0.00	#Error	148	74%	0	0%	0	148	52

Summary Excluding Reserves	
Sold:	148
As % of Capacity	74%
Yield:	£0.00
As Percentage:	#Error
Avg. Yield Per Ticket:	£0.00

Summary Including Reserves	
Sold or Reserved:	148
As Percentage:	74%
Yield:	£0.00
As Percentage:	#Error
Avg. Yield Per Ticket:	£0.00

Summary of Discounted Tickets	
Gross price tickets discounted	0
Value of gross price discounts	£0.00
Conc tickets discounted	0
Value of conc discounts	£0.00
Number of price overrides	0

Totals	Gross	Tax	Net
	Total Excluding Reserves	£0.00	£0.00
Total Including Reserves	£0.00	£0.00	£0.00

Date	All Seats Sold				Excluding Comps		Gross			Sold at Gross Value				Concessions / Discounted				Comps		Reserves			Total Available	
	Capacity	Capacity Lock	# Sold	% of Capacity	# Sold	% of Capacity	Financial Capacity	Yield	Yield as % of FCap	# Sold	% of Capacity	£ Sold	£ as % of FCap	# Sold	% of Capacity	£ Sold	£ as % of FCap	# Sold	% of Capacity	# Reserved	% of Capacity	Locked		Sold & Reserved
28/10/2017 10:30	15	0	15	100%	15	100%	£75.00	£75.00	100%	15	100%	£75.00	100%	0	0%	£0.00	0%	0	0%	0	0%	0	15	0
	15	0	15	100%	15	100%	£75.00	£75.00	100%	15	100%	£75.00	100%	0	0%	£0.00	0%	0	0%	0	0%	0	15	0

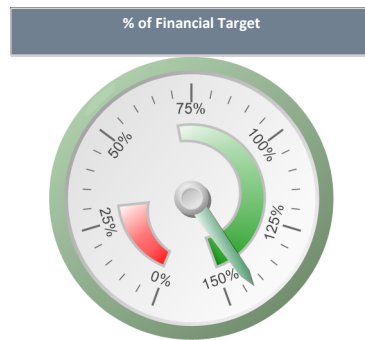
Summary Excluding Reserves	
Sold:	15
As % of Capacity	100%
Yield:	£75.00
As Percentage:	100%
Avg. Yield Per Ticket:	£5.00

Summary Including Reserves	
Sold or Reserved:	15
As Percentage:	100%
Yield:	£75.00
As Percentage:	100%
Avg. Yield Per Ticket:	£5.00

Summary of Discounted Tickets	
Gross price tickets discounted	0
Value of gross price discounts	£0.00
Conc tickets discounted	0
Value of conc discounts	£0.00
Number of price overrides	0

Totals	Gross	Tax	Net
	Total Excluding Reserves	£75.00	£0.00
Total Including Reserves	£75.00	£0.00	£75.00

Targets	
Financial Target	£52.50
% of Financial Target (excl. Reservations)	142.9%
% of Financial Target (incl. Reservations)	142.9%



Date	All Seats Sold				Excluding Comps		Gross			Sold at Gross Value				Concessions / Discounted				Comps		Reserves			Total Available	
	Capacity	Capacity Lock	# Sold	% of Capacity	# Sold	% of Capacity	Financial Capacity	Yield	Yield as % of FCap	# Sold	% of Capacity	£ Sold	£ as % of FCap	# Sold	% of Capacity	£ Sold	£ as % of FCap	# Sold	% of Capacity	# Reserved	% of Capacity	Locked		Sold & Reserved
18/11/2017 10:30	15	0	15	100%	15	100%	£75.00	£75.00	100%	15	100%	£75.00	100%	0	0%	£0.00	0%	0	0%	0	0%	0	15	0
	15	0	15	100%	15	100%	£75.00	£75.00	100%	15	100%	£75.00	100%	0	0%	£0.00	0%	0	0%	0	0%	0	15	0

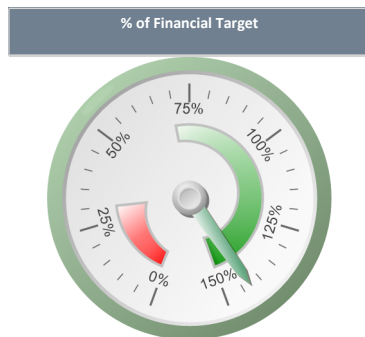
Summary Excluding Reserves	
Sold:	15
As % of Capacity	100%
Yield:	£75.00
As Percentage:	100%
Avg. Yield Per Ticket:	£5.00

Summary Including Reserves	
Sold or Reserved:	15
As Percentage:	100%
Yield:	£75.00
As Percentage:	100%
Avg. Yield Per Ticket:	£5.00

Summary of Discounted Tickets	
Gross price tickets discounted	0
Value of gross price discounts	£0.00
Conc tickets discounted	0
Value of conc discounts	£0.00
Number of price overrides	0

Totals	Gross	Tax	Net
	Total Excluding Reserves	£75.00	£0.00
Total Including Reserves	£75.00	£0.00	£75.00

Targets	
Financial Target	£52.50
% of Financial Target (excl. Reservations)	142.9%
% of Financial Target (incl. Reservations)	142.9%



Date	All Seats Sold				Excluding Comps		Gross			Sold at Gross Value				Concessions / Discounted				Comps		Reserves			Total Available	
	Capacity	Capacity Lock	# Sold	% of Capacity	# Sold	% of Capacity	Financial Capacity	Yield	Yield as % of FCap	# Sold	% of Capacity	£ Sold	£ as % of FCap	# Sold	% of Capacity	£ Sold	£ as % of FCap	# Sold	% of Capacity	# Reserved	% of Capacity	Locked		Sold & Reserved
09/12/2017 10:30	15	0	10	67%	7	47%	£75.00	£35.00	47%	7	47%	£35.00	47%	0	0%	£0.00	0%	3	20%	0	0%	0	10	5
	15	0	10	67%	7	47%	£75.00	£35.00	47%	7	47%	£35.00	47%	0	0%	£0.00	0%	3	20%	0	0%	0	10	5

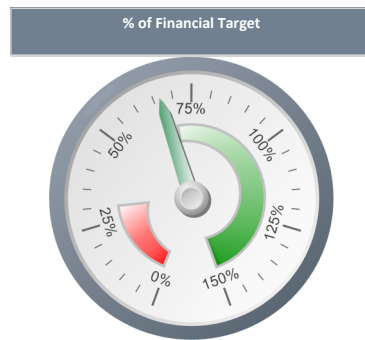
Summary Excluding Reserves	
Sold:	10
As % of Capacity	67%
Yield:	£35.00
As Percentage:	47%
Avg. Yield Per Ticket:	£3.50

Summary Including Reserves	
Sold or Reserved:	10
As Percentage:	67%
Yield:	£35.00
As Percentage:	47%
Avg. Yield Per Ticket:	£3.50

Summary of Discounted Tickets	
Gross price tickets discounted	0
Value of gross price discounts	£0.00
Conc tickets discounted	0
Value of conc discounts	£0.00
Number of price overrides	1

Totals	Gross	Tax	Net
	Total Excluding Reserves	£35.00	£0.00
Total Including Reserves	£35.00	£0.00	£35.00

Targets	
Financial Target	£52.50
% of Financial Target (excl. Reservations)	66.7%
% of Financial Target (incl. Reservations)	66.7%



Date	All Seats Sold				Excluding Comps		Gross			Sold at Gross Value				Concessions / Discounted				Comps		Reserves			Total Available	
	Capacity	Capacity Lock	# Sold	% of Capacity	# Sold	% of Capacity	Financial Capacity	Yield	Yield as % of FCap	# Sold	% of Capacity	£ Sold	£ as % of FCap	# Sold	% of Capacity	£ Sold	£ as % of FCap	# Sold	% of Capacity	# Reserved	% of Capacity	Locked		Sold & Reserved
07/10/2017 10:30	15	0	15	100%	15	100%	£75.00	£75.00	100%	15	100%	£75.00	100%	0	0%	£0.00	0%	0	0%	0	0%	0	15	0
	15	0	15	100%	15	100%	£75.00	£75.00	100%	15	100%	£75.00	100%	0	0%	£0.00	0%	0	0%	0	0%	0	15	0

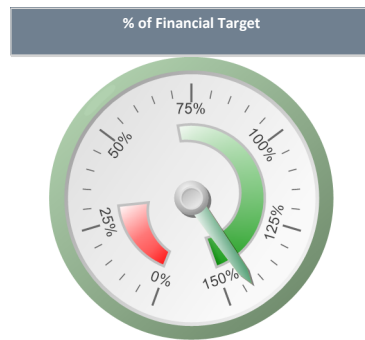
Summary Excluding Reserves	
Sold:	15
As % of Capacity	100%
Yield:	£75.00
As Percentage:	100%
Avg. Yield Per Ticket:	£5.00

Summary Including Reserves	
Sold or Reserved:	15
As Percentage:	100%
Yield:	£75.00
As Percentage:	100%
Avg. Yield Per Ticket:	£5.00

Summary of Discounted Tickets	
Gross price tickets discounted	0
Value of gross price discounts	£0.00
Conc tickets discounted	0
Value of conc discounts	£0.00
Number of price overrides	0

Totals	Gross	Tax	Net
	Total Excluding Reserves	£75.00	£0.00
Total Including Reserves	£75.00	£0.00	£75.00

Targets	
Financial Target	£52.50
% of Financial Target (excl. Reservations)	142.9%
% of Financial Target (incl. Reservations)	142.9%



Date	All Seats Sold		Excluding Comps		Gross			Sold at Gross Value				Concessions / Discounted				Comps		Reserves			Total Available			
	Capacity	Capacity Lock	# Sold	% of Capacity	# Sold	% of Capacity	Financial Capacity	Yield	Yield as % of FCap	# Sold	% of Capacity	£ Sold	£ as % of FCap	# Sold	% of Capacity	£ Sold	£ as % of FCap	# Sold	% of Capacity	# Reserved		% of Capacity	Locked	Sold & Reserved
12/10/2017 18:00	30	0	30	100%	0	0%	£0.00	£0.00	#Error	0	0%	£0.00	#Error	0	0%	£0.00	#Error	30	100%	0	0%	0	30	0
13/10/2017 11:00	30	0	12	40%	0	0%	£0.00	£0.00	#Error	0	0%	£0.00	#Error	0	0%	£0.00	#Error	12	40%	0	0%	5	12	13
26/10/2017 18:00	30	0	30	100%	0	0%	£0.00	£0.00	#Error	0	0%	£0.00	#Error	0	0%	£0.00	#Error	30	100%	0	0%	0	30	0
09/11/2017 18:00	45	0	45	100%	0	0%	£0.00	£0.00	#Error	0	0%	£0.00	#Error	0	0%	£0.00	#Error	45	100%	0	0%	0	45	0
03/12/2017 10:00	45	0	45	100%	0	0%	£0.00	£0.00	#Error	0	0%	£0.00	#Error	0	0%	£0.00	#Error	45	100%	0	0%	0	45	0
	180	0	162	90%	0	0%	£0.00	£0.00	#Error	0	0%	£0.00	#Error	0	0%	£0.00	#Error	162	90%	0	0%	5	162	13

Summary Excluding Reserves	
Sold:	162
As % of Capacity	90%
Yield:	£0.00
As Percentage:	#Error
Avg. Yield Per Ticket:	£0.00

Summary Including Reserves	
Sold or Reserved:	162
As Percentage:	90%
Yield:	£0.00
As Percentage:	#Error
Avg. Yield Per Ticket:	£0.00

Summary of Discounted Tickets	
Gross price tickets discounted	0
Value of gross price discounts	£0.00
Conc tickets discounted	0
Value of conc discounts	£0.00
Number of price overrides	0

Totals	Gross	Tax	Net
	Total Excluding Reserves	£0.00	£0.00
Total Including Reserves	£0.00	£0.00	£0.00